

Čapkova 22
678 01 Blansko
tel.: +420 516 416942, 419995
fax: +420 516 416963

ACM-2P, ACM-3P

Active power transducers

ACM-2P 3-wire 3-phase unbalanced grid (Aron connection)

ACM-3P 4-wire 3-phase unbalanced grid

- active power measurement
- universal power supply 19 – 300V DC a 90 – 250V AC
- frequency range 40 ... 1000Hz
- isolation input-output-power supply: 4000Vef
- measuring range 0-120% of rated input
- conversion accuracy 0,2%
- compact design
- designed for DIN 35 rail mounting



The transducer operates as a four-quadrant, converts instantaneous active power of an AC current and voltage to the unipolar voltage or current signal. The input of the transducer is a current transformer and voltage divider. The input signals are digitized and from them is calculated instantaneous active power. Information is transferred through the isolation optocoupler to the output circuit. The output signal is proportional to the measured active power. The current signal can be lead to a greater distance even with higher levels of interference. Input and output circuit is protected against overload.

The transducer can be also used for distorted input signals.

Electrical specifications:

- | | |
|--------------------------------------|---|
| - operating temperature range: | -25 ... +70°C |
| - storage temperature range: | -40 ... +80°C |
| - supply voltage: | universal 19 – 300V DC a 90 – 250V AC, to order 20 – 60V AC |
| - consumption: | max. 1,2VA |
| - protection: | resettable thermal cut-out in primary circuit |
| - rated input: | 1A, 2,5A, 5AAC
50 ... 500V AC |
| - standard measuring range: | 0 ... 100% of rated input |
| - maximum measuring range: | 0 ... 120% of rated input |
| - nominal frequency: | 50Hz (60Hz) |
| - impedance voltage input: | 1,5MΩ |
| - consumption current input: | 0,015VA |
| - input overload capacity | 2 Ujm – 1s
2 Ijm – 1min., 20 Ijm – 1s |
| - output: | 4-20mA, 0-20mA, 0-10V, other after agreement |
| - output limit: | about 125% of rated output |
| - maximum burden of current loop: | 15V / Iout (ohm) |
| - maximum current of voltage output: | max. 10mA |
| - transmission: | linear |
| - maximum transmission error: | <0,2% |
| - temperature induced error: | <0,01%/°C |
| - test voltage: | 4000Vrms |
| - response time: | 300ms |
| - weight: | 160g |
| - protection housing: | IP40 |
| - protection terminal board | IP20 |
| - pollution degree: | 2 |
| - installation category: | III |

Type test:

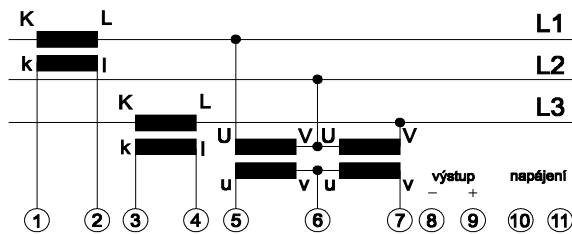
- | | |
|------------------|-----------------------------------|
| Basic type test: | in compliance with ČSN EN 60688 |
| EMC: | in compliance with ČSN EN 61326-1 |
| Safety: | in compliance with ČSN EN 61010-1 |

Connection terminals:

The terminals accept conductors up to 4 mm². We recommend using a cable with a core cross section of 0.5 mm². In noisy environments, use shielded cable.

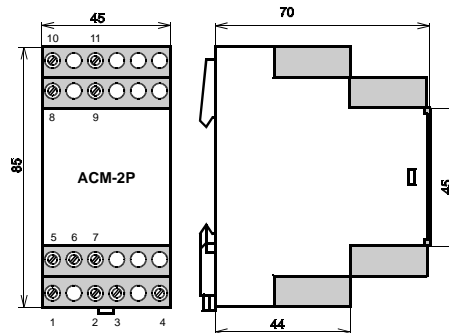
Transducer connection variants:

3-wire 3-phase unbalanced grid (Aron), type ACM-2P:



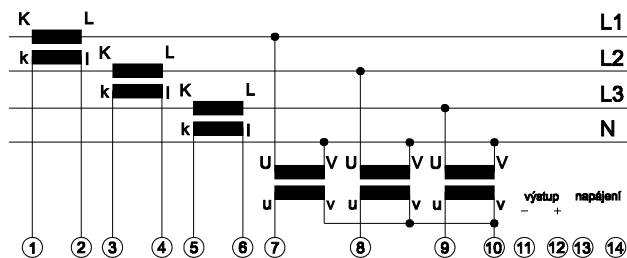
Terminals: 1,2,3,4 ... input of the phase current
5,6,7 input of the phase voltage
8,9 output signal (9 is +)
10,11 auxiliary power supply without polarity

Dimensional drawing:

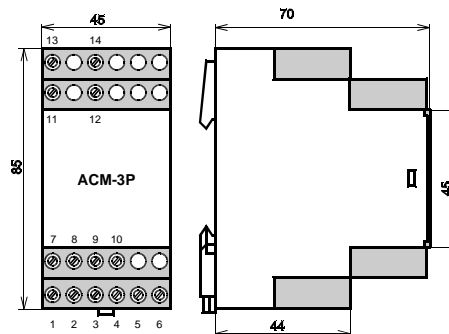


Active power: $P = \sqrt{3} \cdot U_s \cdot I_f \cdot \cos \varphi$
 U_s – phase to phase voltage
 I_f – phase current

4-wire 3-phase unbalanced grid, type ACM-3P:



Terminals: 1,2,3,4,5,6 ... input of the phase current
7,8,9,10 input of the phase voltage
11,12 output signal (12 is +)
13,14 auxiliary power supply without polarity



Active power: $P = 3 \cdot U_f \cdot I_f \cdot \cos \varphi$
 U_f, I_f – phase current and voltage

Ordering instructions:

Your order should include:

- transducer type
- rated input voltage (transformer ratio)
- rated input current (transformer ratio)
- measuring range of power
- output range
- other requirements (other nominal frequency ..)
- quantity (No. of pieces)

Ordering example:

ACM-3P 6000/100V 100/5A -0.9..+1,5MW/4..20mA
1pcs

transducer for 3-phase 4-wire grid
input voltage with transformer 6000/100V,
input current with transformer 100/5A,
measuring supply energy 0,9MW,
measuring consumption energy 1,5MW,
output range 4..20mA.
input value 0MW corresponds to the 10mA output value

You can enter active power different from the rated power up to $\pm 30\%$. This should include transfers of current and voltage transformers and the required range of active power. When measurement of supply and consumption of energy it is necessary to mention it on the order. When supply and consumption of energy are unbalanced it is necessary to state their both size on the order. The transducer output is always unipolar.



Likvidaci po ukončení životnosti provést odděleným sběrem.
Rawet s.r.o. je členem sdružení RETELA www.retela.cz